

INVESTOR PRESENTATION

Matrix Composites & Engineering Ltd

2010 Full Year Results

Aaron Begley CEO

Paul Wright CFO

August 2010



Disclaimer

No responsibility for contents of Investor Presentation

- To the maximum extent permitted by law, Matrix Composites & Engineering Limited and representatives:
- make no representation, warranty or undertaking, express or implied, as to the adequacy, accuracy, completeness or reasonableness of this Investor Presentation or any other written or verbal communication transmitted or made available to any recipient;
- accept no responsibility or liability as to the adequacy, accuracy, completeness or reasonableness of this Investor Presentation or any other written or verbal communication transmitted or made available to any recipient; and
- accept no responsibility for any errors or omissions from this Investor Presentation whether arising out of negligence or otherwise.

Accuracy of projections and forecasts

- This Investor Presentation includes certain statements, opinions, estimates, projections and forward looking statements with respect to the expected future performance of Matrix Composites & Engineering Limited . These statements are based on, and are made subject to, certain assumptions which may not prove to be correct or appropriate. Actual results may be materially affected by changes in economic and other circumstances which may be beyond the control of Matrix Composites & Engineering Limited . Except to the extent implied by law, no representations or warranties are made by Matrix Composites & Engineering Limited , its advisers or representatives as to the validity, certainty or completeness of any of the assumptions or the accuracy or completeness of the forward looking statements or that any such statement should or will be achieved. The forward looking statements should not be relied on as an indication of future value or for any other purpose.

No offer to sell or invitation to buy

- This Investor Presentation does not, and should not be considered to, constitute or form part of any offer to sell, or solicitation of an offer to buy, any shares in Matrix Composites & Engineering Limited , and no part of this Investor Presentation forms the basis of any contract or commitment whatsoever with any person. This Investor Presentation does not constitute an offer or solicitation in any jurisdiction in which such offer or solicitation is not permitted under applicable law. Distribution of this Investor Presentation in or from certain jurisdictions may be restricted or prohibited by law. Recipients must inform themselves of and comply with all restrictions or prohibitions in such jurisdictions. Neither Matrix Composites & Engineering Limited , its advisers or representatives accept any liability to any person in relation to the distribution or possession of this Investor Presentation from or in any jurisdiction.



Highlights

- Record \$18.16 million NPAT, up 486% from FY09 and nearly 2.4 x forecast prospectus earnings for the period.
- Record revenue of \$102.6 million an increase of over 89% from the previous period
- Record July 2010 module production, an increase of over 80% from average monthly production in FY010



Highlights

- Order book of approximately \$188 million substantially underwrites another doubling of revenue for the 2011 Financial Year
- Henderson Stage 1 Buildings and Plant construction and procurement proceeding rapidly with commissioning in Q1/Q2 FY011. Henderson development costs are fully funded.
- Strong Balance Sheet at the end of FY010.
- Several new product launches including Cryogenic Insulation, Downhole Products and Production Buoyancy.



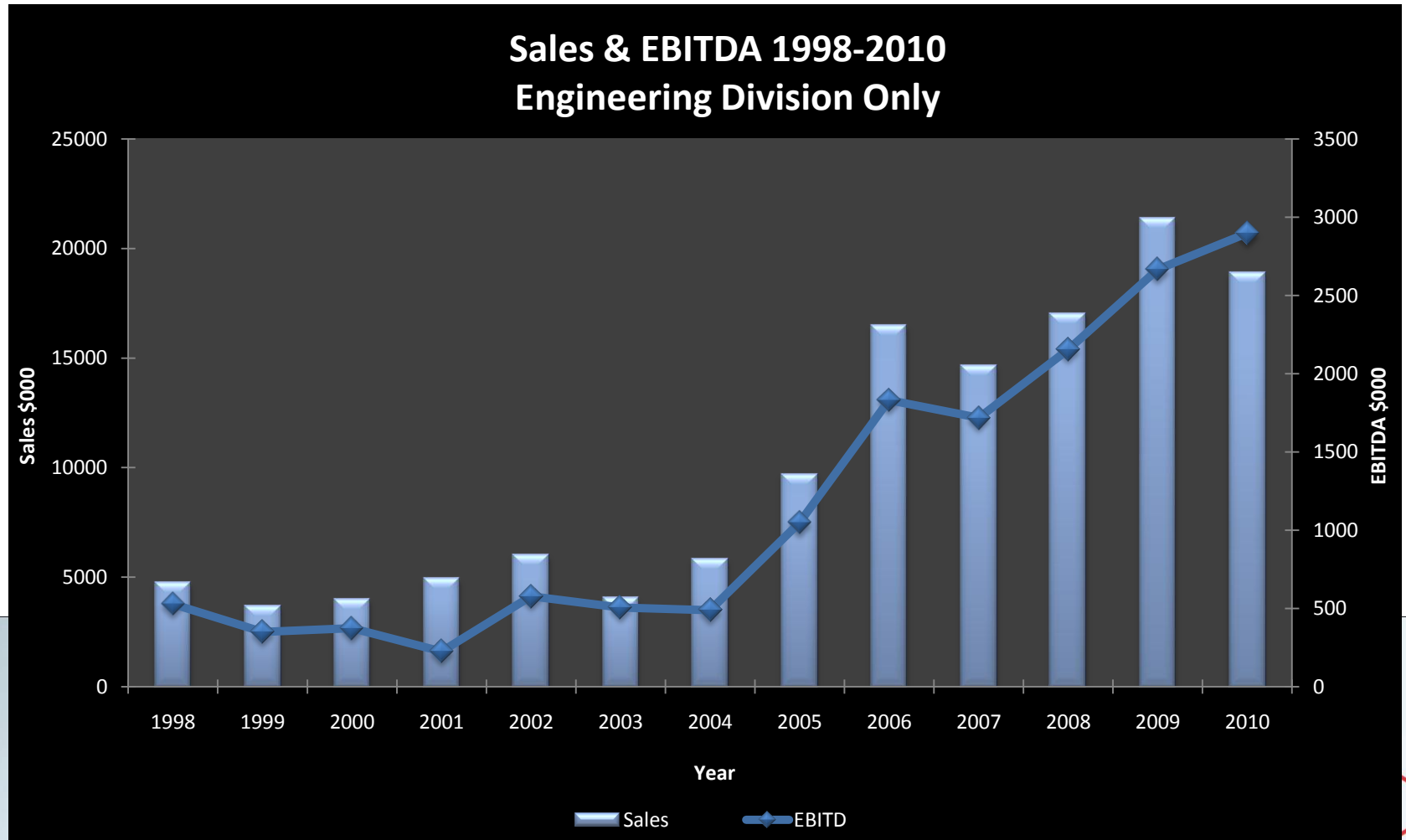
Financial Performance

	2010FY	2009FY	Comment
Revenue	\$102.62 million	\$54.33 million	89%
EBITDA	\$28.06 million	\$5.52 million	408%
Net profit after tax	\$18.16 million	\$3.06 million	486%
Earnings per share	31.0 cents	6.3 cents	Weighted average over the reporting period
Dividends per share	4.0 cents	2.0 cents	2c final + 2c interim
Order Book	\$188 million	\$136 million	Underwrites further increase in revenue for FY 2011
Gearing	0%	20.00%	Cash on hand exceeds bank debt at 30/6/2010
Hedging	\$35 million in FEC's + call options over \$A70 M		Substantially protects the group against adverse fluctuations in the US dollar exchange rate.

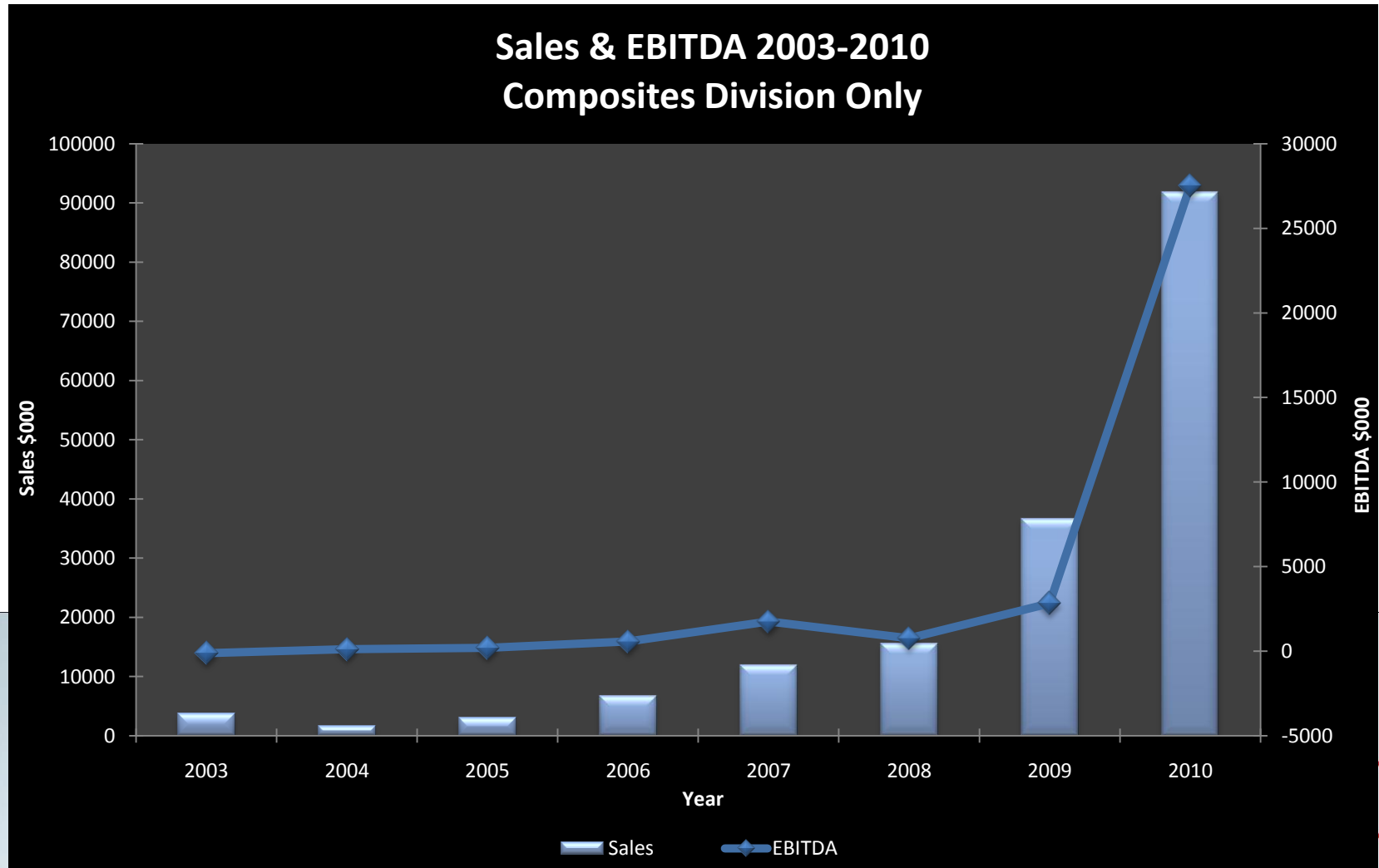
Financial Performance

	2010	2009	YOY Change
EBITDA	\$28.1Million	\$5.5Million	+411%
EBITDA Margin	27.3%	10.2%	+268%
Gearing (Net Debt/Net Tangible Assets)	0%	20%	n/a
Interest Cover (EBIT/Interest Expense)	54x	11x	+490%
Interest bearing debt	\$8.1Million	\$5.6Million	+43%
Capital Expenditure	\$41.2Million	\$10.3Million	+300%
November 2009 Capital Raising (IPO)	\$15.0Million		
April 2010 Capital Raising	\$13.5Million		

Historical Performance

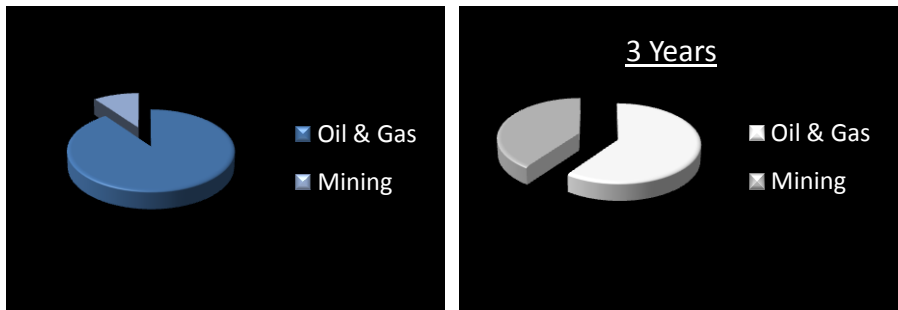


Historical Performance

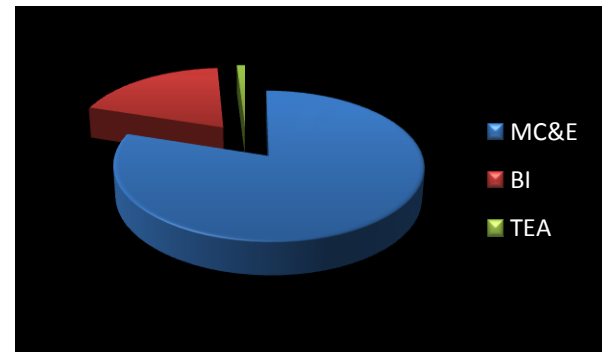


Revenue Spread

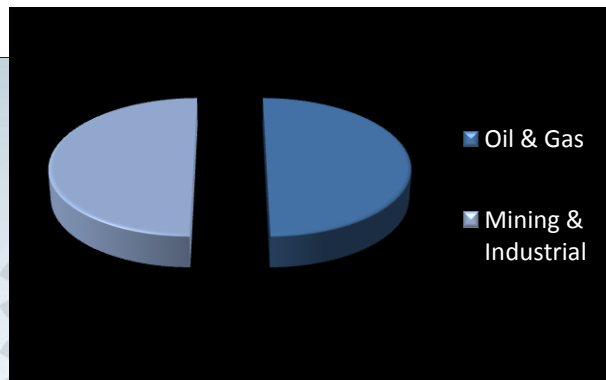
Sales by Industry FY010



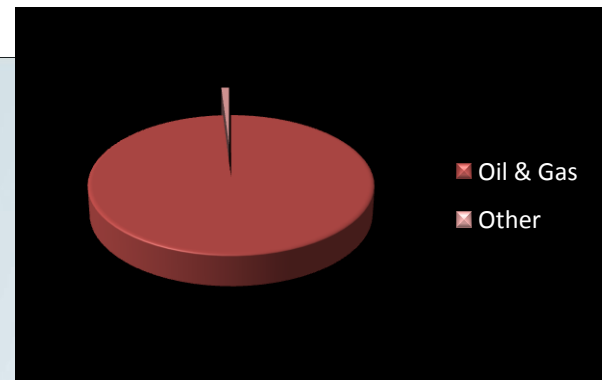
Sales by Division FY010



Heavy Engineering Sales by Industry FY010



Composite Materials Sales by Industry FY010



Human Resources

- Staff Numbers Exceeded 300 for the first time with over 130 recruited during the period.
- Manning up program for Henderson well underway.
- Several Key Appointments made during the period including operations management, business development and expansion of engineering sector.
- Retention rates up.
- AS 4801 compliant HSE system introduction started.
- EBA successfully negotiated



Quality and OH&S

- ISO 9001:2008 Accreditation achieved in February 2010.
- API Q1 Accreditation being sought in the next 12 months.
- AS 4801 compliant OH&S systems being rolled out with accreditation in FY11.



CERTIFICATE OF REGISTRATION

This is to certify that:
Matrix Composites and Engineering Ltd
ABN 54 009 435 250

42 Truganina Road MALAGA WA 6090 AUSTRALIA
283 Treasure Road WELSHPOOL WA 6106 AUSTRALIA
9 Agett Road MALAGA WA 6090 AUSTRALIA
5 Carson Road MALAGA WA 6090 AUSTRALIA

operates a
QUALITY MANAGEMENT SYSTEM
which complies with the requirements of
ISO 9001:2008
for the following scope

The registration covers the Quality Management System for the design and manufacture of buoyancy modules and polyurethane components for the oil and gas industry.

Certificate No: QEC27216

Issued: 22 February 2010
Expires: 15 February 2013

Originally Certified: 16 February 2010
Current Certification: 16 February 2010



Alex Ezrakhovich
General Manager – Certification Services



Duncan Lilley
Global Head – Assurance Services



ISO 9001
www.jas-anz.com/register



Registered by:
SAI Global Certification Services Pty Ltd (ACN 108 716 669) 286 Sussex Street Sydney NSW 2000 Australia with SAI Global Limited
286 Sussex Street Sydney NSW 2000 Australia ("SAI Global") and subject to the SAI Global Terms and Conditions for Certification.
While all due care and skill will be exercised in carrying out this assessment, SAI Global accepts responsibility only for proven negligence.
This certificate remains the property of SAI Global and must be returned to SAI Global upon its request. To verify that this certificate is
current please refer to SAI Global On-Line Certification register at <http://www.sai-global.com>



SAI GLOBAL
INFORM. INSPIRE. IMPROVE.

Product Development

- Active marketing of non-riser buoyancy related production products.
- Several orders for SURF related equipment, Bend Restrictors, Clamping Systems, Centralisers and other production and downhole related equipment placed.
- New products in development including a new range of insulation materials for subsea and cryogenic applications.



Henderson



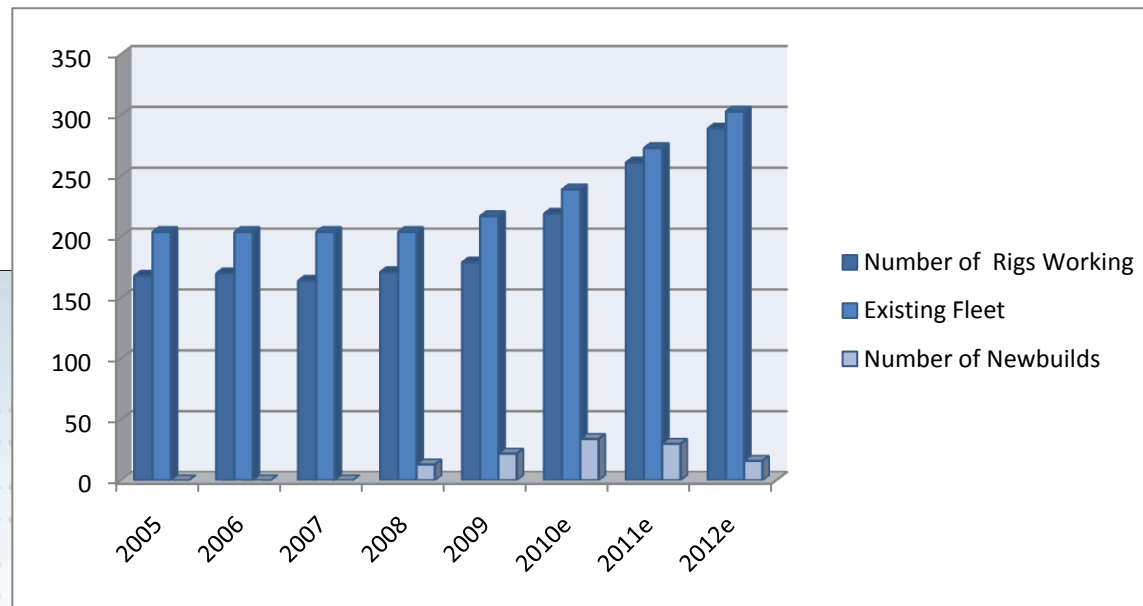
Henderson

- Stage 1 nearing completion
- Freehold title being negotiated with State Government.
- Major equipment installation underway
- Visits by major international customers generated significant interest
- Substantial orders already secured into FY012.



Outlook

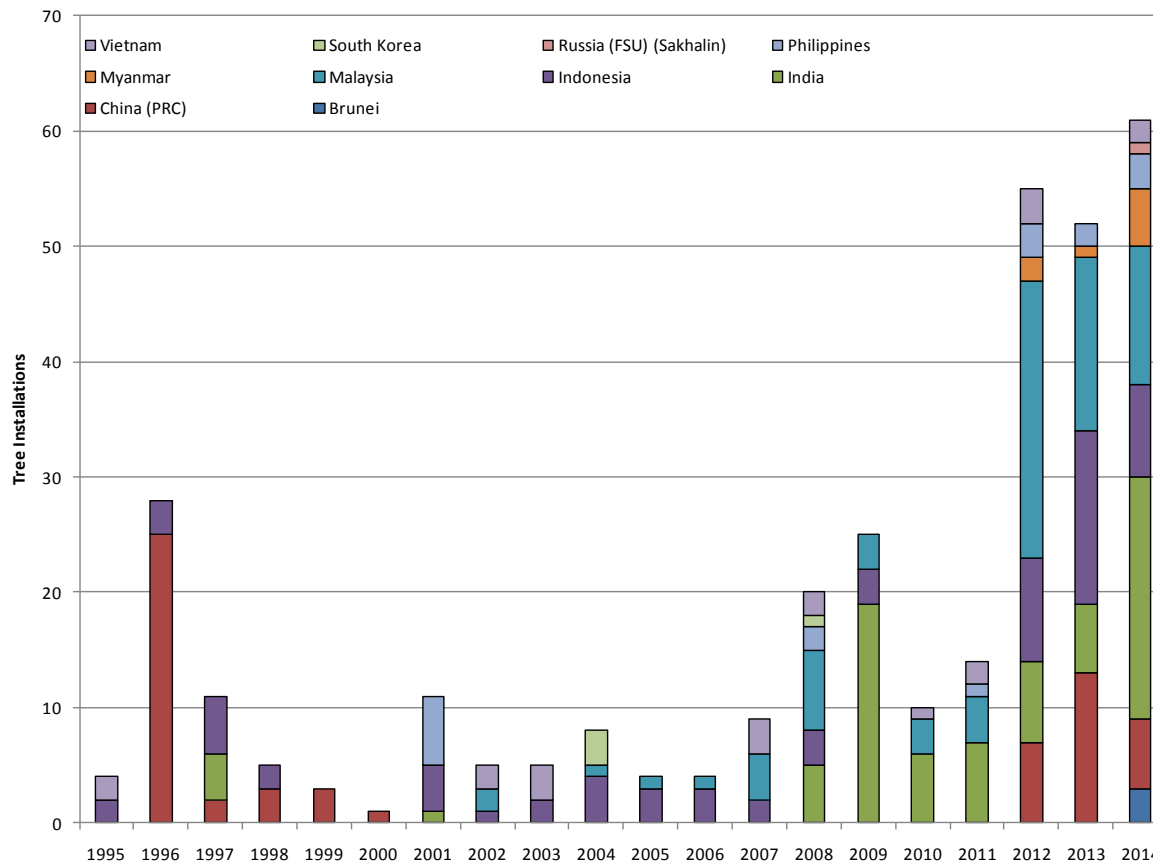
- Regional subsea market set for significant growth in 2012, leading to likely upswing in equipment orders in 2011.
- Several Major Western Australian projects, Gorgon, Wheatstone, Browse likely to contribute significantly to insulation and subsea, insulation and downhole product lines.
- Active Deepwater Rig Fleet expanding.
- Strong order book going into FY011, with some orders booked for FY012.



Source : MC&E Marketing Dept Rig Fleet Research Study June 2010

Outlook

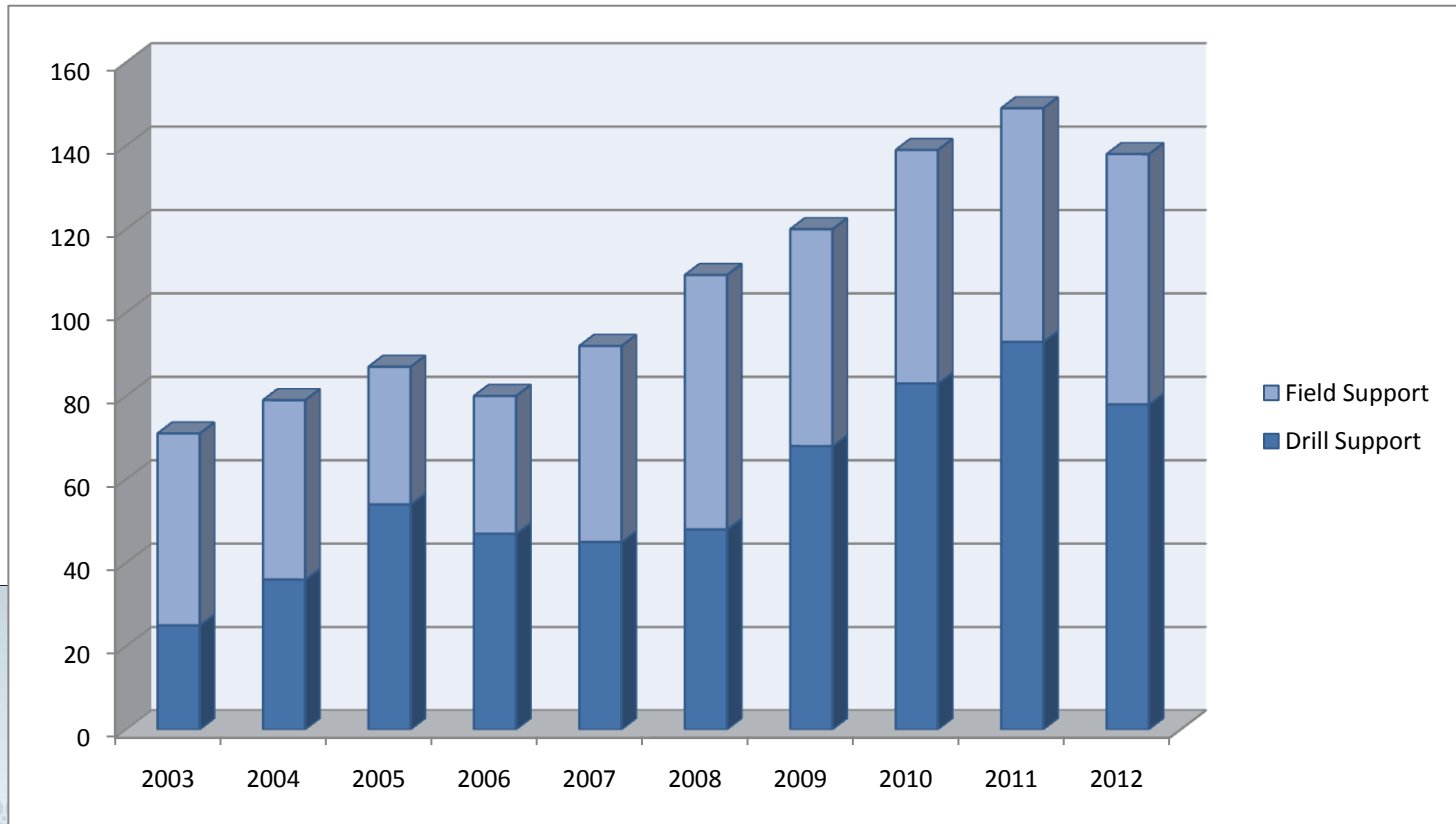
- Regional subsea market set for significant growth (+400%) in 2012, leading to likely upswing in equipment orders in 2011.



Source : infield : Subsea Asia 2010

Outlook

- Strong Growth in Secondary Markets such as ROV newbuilds



Source : Douglas Westwood , The World ROV Market Report 2008-2012

CONTACT DETAILS

AARON BEGLEY

Chief Executive Officer

+61 8 9249 3637

+61 416 120 897

aaron@matrixap.com.au

Paul Wright

Chief Financial Officer

+61 8 9249 3300

+61 403 458 818

wright@begley.com.au

